


BUCKLE WIDTH AND PRONG WIDTH




BUCKLE WIDTH

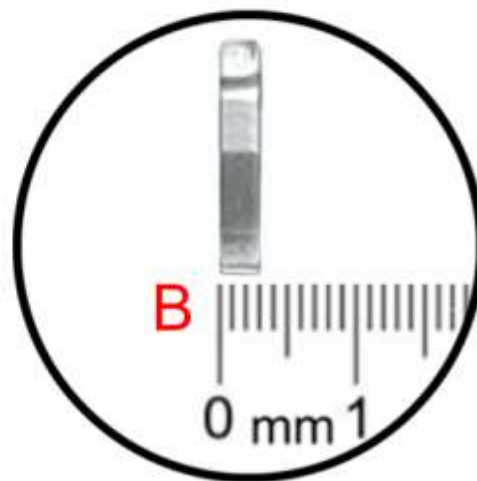
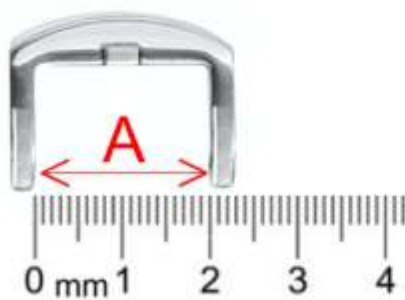


PRONG OR TONGUE WIDTH

MEASURE YOUR BUCKLE WIDTH AND PRONG WIDTH



OR MEASURE DIRECTLY FROM YOUR EXISTING BUCKLE



1. A = buckle width
2. B = prong (tongue) width
3. Measure the A & B to know your buckle width and prong width before your purchase