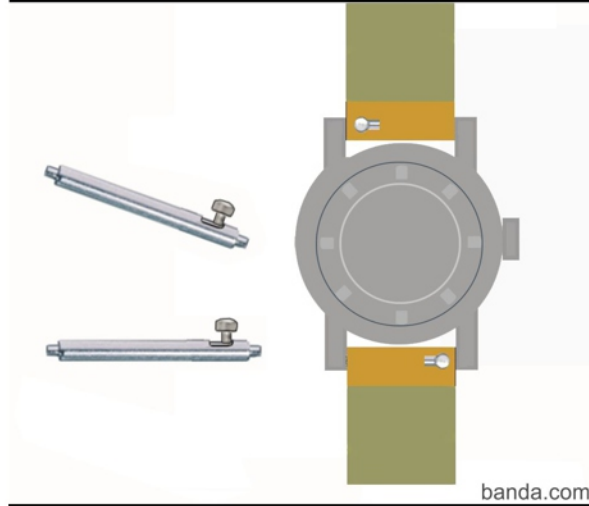


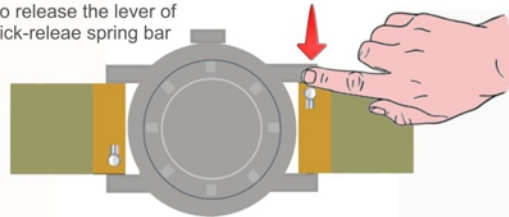
HOW TO REMOVE AND INSTRALL A QUICK RELEASE WATCH STRAP

Make changing your watch strap easily without using any tool.

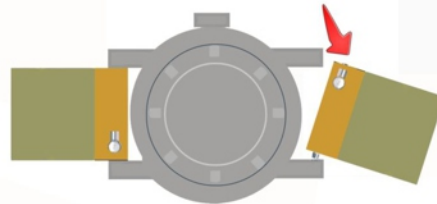


Removal of the strap

Slide to release the lever of the quick-release spring bar

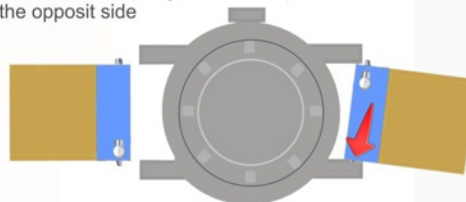


Push a bit of the strap out of the way and remove it. In the same way, remove the other side.

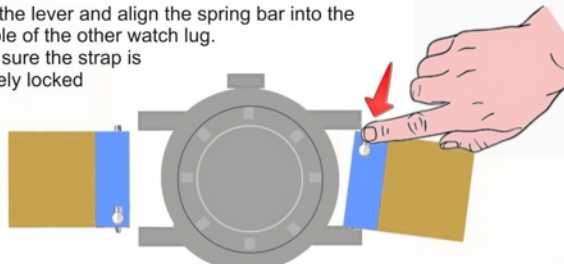


Installing the new strap

Snap the end of the spring bar into the pin hole of the watch lug of the opposite side



Push the lever and align the spring bar into the pin hole of the other watch lug. Make sure the strap is securely locked



In the same way, install the other side